






# Covenant College Alumni Survey














1. In what year did you graduate from or attend your last semester at Covenant College?			Response Percent	Response Count
1957	▮		0.3%	3
1959	▮		0.1%	1
1958			0.0%	0
1956			0.0%	0
1960	▮		0.3%	3
1961	▮		0.1%	1
1962	▮		0.1%	1
1963	▮		0.4%	4
1964	▮		0.5%	5
1965	▮		0.6%	6
1966	▮		0.4%	4
1967	▮		0.7%	7
1968	▮		0.8%	9
1969	▮		0.9%	10
1970	▮		0.9%	10
1971	▮		1.5%	16
1972	▮		1.5%	16
1973	▮		1.0%	11
1974	▮		1.9%	20
1975	▮		1.5%	16
1976	▮		1.5%	16
1977	▮		1.3%	14
1978	▮		2.3%	25
1979	▮		1.1%	12












1980		1.5%	16
1981		1.6%	17
1982		1.1%	12
1983		1.6%	17
1984		1.0%	11
1985		2.2%	24
1986		0.8%	9
1987		2.1%	22
1988		1.4%	15
1989		1.4%	15
1990		2.5%	27
1991		0.9%	10
1992		2.1%	22
1993		2.7%	29
1994		2.8%	30
1995		2.6%	28
1996		2.7%	29
1997		3.7%	40
1998		2.8%	30
1999		3.3%	35
2000		5.4%	58
2001		4.5%	48
2002		6.1%	65
2003		5.7%	61
2004		5.4%	58
2005		5.8%	62
<b>2006</b>		<b>6.4%</b>	<b>68</b>
<b>answered question</b>			<b>1068</b>




## 2. What undergraduate degree did you receive from Covenant College?






		Response Percent	Response Count
B.A.		82.7%	873
A. A.		1.0%	11
B. S.		4.4%	46
B. Mus.		2.2%	23
Attended but never graduated		9.8%	103
		<b>answered question</b>	<b>1056</b>
		<b>skipped question</b>	<b>20</b>

## 3. What was your undergraduate major? If you had a double- or triple-major, please select all that apply.

		Response Percent	Response Count
Applied Music		1.2%	13
Art		0.7%	7
Biblical Studies & Missions		6.9%	74
Biology		4.6%	49
Business		9.6%	103
Chemistry		1.3%	14
Community Development		1.2%	13
Early Childhood Education		1.6%	17
Education		4.9%	52
Elementary Education		8.3%	89
English		11.8%	126
<b>History</b>		<b>12.5%</b>	134
Information & Computer Sciences		3.1%	33

Interdisciplinary Studies		8.3%	89
Mathematics		0.8%	9
Middle School Education		1.3%	14
Music		3.1%	33
Natural Science		2.3%	25
Organizational Management		0.3%	3
Philosophy		4.0%	43
Physics		0.3%	3
Psychology		8.7%	93
Sociology		8.1%	86
Other (please specify)		8.3%	89
		<b>answered question</b>	<b>1068</b>
		<b>skipped question</b>	<b>8</b>

<b>4. Which of the following statements best describes your interest in Covenant College prior to admission?</b>			
		<b>Response Percent</b>	<b>Response Count</b>
<b>Covenant College was my first choice.</b>		79.6%	846
Covenant College was my second choice.		13.5%	144
Covenant College was my third choice or lower.		6.9%	73
		<b>answered question</b>	<b>1063</b>
		<b>skipped question</b>	<b>13</b>

5. Which of the following statements best describes your attitude toward Covenant College now?			Response Percent	Response Count
I would definitely choose to go to Covenant College again.			55.7%	594
I would probably choose to go to Covenant College again.			25.4%	271
I don't know whether I'd choose Covenant College again or not.			12.1%	129
I would probably not choose to go to Covenant College again.			3.9%	42
I would definitely not choose to go to Covenant College again.			2.8%	30
		<b>answered question</b>		<b>1066</b>
		<b>skipped question</b>		<b>10</b>

6. If you answered the previous question with "...probably" or "definitely not choose to go to Covenant College again," please indicate why.			Response Count
			251
		<b>answered question</b>	<b>251</b>
		<b>skipped question</b>	<b>825</b>

7. If you have children, which best describes where your children currently attend school?			Response Percent	Response Count
I do not have children			38.9%	393
My children are not school-aged			18.7%	189
Public school			11.2%	113
Private Christian school			15.5%	157
Private non-religious school			1.4%	14
Home school			10.1%	102
Other (please specify)			10.9%	110
			<b>answered question</b>	<b>1010</b>
			<b>skipped question</b>	<b>66</b>









8. Which of the following describes your current employment status?			Response Percent	Response Count
Not employed outside the home			12.1%	129
Currently pursuing additional education or training			6.6%	70
<b>Employed with long-term potential</b>			<b>53.2%</b>	<b>567</b>
Employed with short-term intention to earn money			5.1%	54
Employed while looking for something more suitable			3.4%	36
Self-employed			8.7%	93
Employed in a temporary position			1.4%	15
Other (please specify)			9.5%	101
			<b>answered question</b>	<b>1065</b>
			<b>skipped question</b>	<b>11</b>

**9. Which of the following best describes your current employment position?**







		Response Percent	Response Count
Full-time homemaker		11.9%	125
<b>Employed in a position closely related to my major(s)</b>		<b>33.9%</b>	357
Employed in a position somewhat related to my major(s)		21.3%	224
Employed in a position unrelated to my major(s)		24.2%	255
Other (please specify)		8.7%	92
		<b>answered question</b>	<b>1053</b>
		<b>skipped question</b>	<b>23</b>








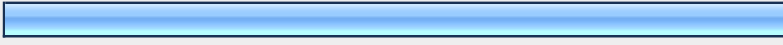
**10. Please select all undergraduate and graduate degrees you have achieved, including your degree from Covenant College. Select all that apply.**

		Response Percent	Response Count
<b>B. A.</b>		<b>84.8%</b>	854
B. S.		10.0%	101
B. Mus.		1.8%	18
M. A.		9.8%	99
M. S.		3.0%	30
M. Ed.		5.3%	53
M. Div.		6.9%	69
Th. M.		0.5%	5
M. B. A.		3.1%	31
M. S. W.		0.5%	5
Master's Accountancy		0.5%	5
Master's in Nursing		0.6%	6
Master's in Public Health		0.1%	1

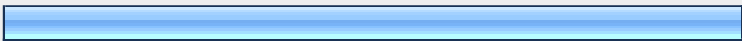





J.D.		1.8%	18
M. D.		0.9%	9
Ph. D.		3.0%	30
Ed. D.		0.4%	4
Th. D.		0.1%	1
Psy D.		0.2%	2
D. Min.		1.1%	11
D. B. A.		0.0%	0
D. V. M.		0.0%	0
D. D. S.		0.2%	2
Other (please specify)		11.5%	116
		<b>answered question</b>	<b>1007</b>
		<b>skipped question</b>	<b>69</b>







11. At which institution(s) did you do your graduate work? Please link the graduate degree with the institution. For example, if you went to the University of Tennessee in Knoxville for an M. B. A., please enter the following: M. B. A./University of Tennessee Knoxville

		Response Percent	Response Count
<b>Degree/Institution:</b>		100.0%	402
Degree/Institution:		22.9%	92
Degree/Institution:		5.2%	21
Degree/Institution:		1.5%	6
Degree/Institution:		0.5%	2
Degree/Institution:		0.2%	1
		<b>answered question</b>	<b>402</b>
		<b>skipped question</b>	<b>674</b>



12. What best describes your current educational status?			Response Percent	Response Count
I am currently attending seminary for an M. Div.			1.2%	12
I am currently attending seminary for an M. A. or M. Th.			1.2%	12
I am currently attending seminary for a Th. D.			0.1%	1
I am currently pursuing a master's degree			7.5%	73
I am currently pursuing a doctorate (non-medical).			2.3%	22
I am currently in medical school.			0.6%	6
I am currently in law school.			0.7%	7
<b>I am not currently in any kind of formal graduate education.</b>			<b>86.4%</b>	<b>842</b>
		Other (please specify)		65
		<b>answered question</b>		<b>975</b>
		<b>skipped question</b>		<b>101</b>

13. If you are currently pursuing an advanced degree, in which graduate school or institution are you currently enrolled?		Response Count
		154
	<b>answered question</b>	<b>154</b>
	<b>skipped question</b>	<b>922</b>







14. How do you remain updated with news and events at Covenant College?			
		Response Percent	Response Count
<b>Email communication</b>		81.4%	864
Postal service communication (snail mail)		46.2%	490
Regularly check the web site		20.3%	215
Personal contact with a student, faculty member, or staff member		44.8%	475
I don't remain updated with news and events at Covenant College		4.7%	50
Other (please specify)		7.0%	74
		<b>answered question</b>	<b>1061</b>
		<b>skipped question</b>	<b>15</b>

15. What method would you prefer to use to keep up with news and events at Covenant College? Select all that apply.			
		Response Percent	Response Count
<b>Email communication</b>		79.9%	835
Postal service communication (snail mail)		38.0%	397
Regularly check the web site		22.6%	236
Personal contact with a student, faculty member, or staff member		36.5%	381
I would prefer not to keep up with news and events at Covenant College		2.1%	22
Other (please specify)		3.2%	33
		<b>answered question</b>	<b>1045</b>
		<b>skipped question</b>	<b>31</b>

**16. Please select one:**

		Response Percent	Response Count
Female		57.3%	606
Male		42.8%	452
		<i>answered question</i>	<b>1057</b>
		<i>skipped question</i>	<b>19</b>
























**17. Please select your age category.**

		Response Percent	Response Count
20-29		36.7%	388
30-39		26.4%	279
40-49		16.0%	169
50-59		15.4%	163
60-69		4.9%	52
70+		0.7%	7
		<i>answered question</i>	<b>1057</b>
		<i>skipped question</i>	<b>19</b>

18. How would you describe yourself?			Response Percent	Response Count
Engaged			1.8%	19
Single, never married			22.3%	234
Divorced, not remarried			1.8%	19
Divorced and remarried			2.9%	30
Separated			0.3%	3
Widowed, not remarried			0.7%	7
Widowed, remarried			0.1%	1
<b>Married to first spouse</b>			<b>70.3%</b>	<b>738</b>
Please make any clarifying comments you think necessary:				37
<b>answered question</b>				<b>1050</b>
<b>skipped question</b>				<b>26</b>

19. With which racial or ethnic group do you identify?			Response Percent	Response Count
American Indian or Alaskan Native			0.2%	2
Asian or Pacific Islander			0.7%	7
Black			1.0%	11
Hispanic			1.3%	14
<b>White</b>			<b>91.8%</b>	<b>966</b>
Biracial/ethnic			0.8%	8
Multiracial/ethnic			0.4%	4
Prefer not to answer			2.1%	22
Other (please specify)			1.8%	19
<b>answered question</b>				<b>1052</b>
<b>skipped question</b>				<b>24</b>



















20. With what denomination are you currently affiliated (select from the drop-down list)?

		Response Percent	Response Count
<b>Presbyterian Church in America</b>		67.8%	672
Reformed Presbyterian		1.4%	14
Orthodox Presbyterian Church		7.2%	71
Evangelical Presbyterian Church		1.1%	11
Cumberland Presbyterian Church		0.0%	0
United Reformed Church		0.5%	5
Christian Reformed Church		1.5%	15
Reformed Church in America		0.7%	7
Evangelical Free Church		1.0%	10
Reformed Baptist		1.1%	11
Southern Baptist		2.6%	26
American Baptist		0.2%	2
Independent Baptist		0.5%	5
United Church of Christ		0.0%	0
Presbyterian Church, U.S.A.		3.0%	30
United Methodist		0.5%	5
Lutheran Church, Missouri Synod		0.1%	1
Evangelical Lutheran Church		0.4%	4
Anglican		1.1%	11
Episcopalian		0.7%	7
Catholic		0.7%	7
Eastern Orthodox		0.4%	4
Assemblies of God		0.5%	5
Vineyard Church		0.6%	6
Non-denominational		6.4%	63

	Other (please specify)	81
	<b>answered question</b>	<b>991</b>
	<b>skipped question</b>	<b>85</b>

21. About how often do you attend church?			Response Percent	Response Count
More than twice a week			16.2%	170
Twice a week			26.9%	282
<b>Once a week</b>			<b>45.8%</b>	480
About three times a month			4.0%	42
About once a month			1.3%	14
At major holidays like Christmas and Easter			2.4%	25
Other (please specify)			3.5%	37
		<b>answered question</b>		<b>1049</b>
		<b>skipped question</b>		<b>27</b>

22. In what ways have you served your local church? Select all that apply.

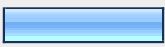





		Response Percent	Response Count
Elder		10.6%	103
Deacon		10.8%	105
Bible study leader		37.5%	365
Sunday school teacher		44.3%	431
Hospitality		39.7%	386
Discipleship		17.9%	174
Committee member		34.5%	336
Youth leader		23.6%	230
Children's education		38.5%	375
Clerical support		8.9%	87
Technical or skilled labor support		8.9%	87
Specialized ministry		11.5%	112
<b>Nursery</b>		<b>46.0%</b>	448
Evangelism		13.6%	132
Mercy		27.3%	266
Music, drama, fine arts		35.8%	348
Athletics		7.0%	68
Other (please specify)		18.4%	179
		<b>answered question</b>	<b>973</b>
		<b>skipped question</b>	<b>103</b>





**23. Please indicate the category that best represents your annual income.**

		Response Percent	Response Count
Less than \$10,000		5.9%	60
\$10,000-\$29,999		15.7%	160
<b>\$30,000-\$49,999</b>		<b>29.9%</b>	304
\$50,000-\$79,999		24.7%	251
\$80,000-\$99,999		9.2%	93
\$100,000-\$199,999		12.1%	123
\$200,000-\$299,000		1.4%	14
\$300,000 or more		1.2%	12
		<b>answered question</b>	<b>1016</b>
		<b>skipped question</b>	<b>60</b>






**24. Are you currently active in an alumni chapter in your city?**

		Response Percent	Response Count
Yes		6.7%	70
No, even though there is an alumni chapter in my city		34.2%	356
<b>No. There is not an alumni chapter in my city.</b>		<b>59.1%</b>	615
		<b>answered question</b>	<b>1040</b>
		<b>skipped question</b>	<b>36</b>



25. If an alumni chapter were to form in or near your city, how likely would it be that you would become active in it?			Response Percent	Response Count
An alumni chapter already exists in or near my city			17.3%	179
Very likely			16.9%	175
<b>Somewhat likely</b>			<b>23.3%</b>	241
Not certain			22.8%	236
Somewhat unlikely			10.9%	113
Very unlikely			8.7%	90
		<b>answered question</b>		<b>1033</b>
		<b>skipped question</b>		<b>43</b>

26. How would you describe your giving habits regarding missions and/or mercy organizations like Mission to the World or Food for the Hungry?			Response Percent	Response Count
<b>Give on a regular basis</b>			<b>50.0%</b>	527
Give once in a while			29.3%	309
Give when there is a special need			12.5%	132
Do not give			8.3%	87
		<b>answered question</b>		<b>1054</b>
		<b>skipped question</b>		<b>22</b>





27. At times, Covenant College sends requests for donations to alumni. What is your preferred method for receiving such requests?

		Response Percent	Response Count
Email request		36.7%	380
<b>Postal service request</b>		<b>49.1%</b>	509
Telephone call		4.9%	51
Personal visit		2.3%	24
Other (please specify)		7.0%	73
		<b>answered question</b>	<b>1036</b>
		<b>skipped question</b>	<b>40</b>







28. I have donated to Covenant College in the past.

		Response Percent	Response Count
Yes		73.6%	776
No		26.5%	279
		<b>answered question</b>	<b>1054</b>
		<b>skipped question</b>	<b>22</b>







29. How likely are you to donate to Covenant College in the future?

		Response Percent	Response Count
<b>Very likely to donate</b>		<b>46.3%</b>	488
Somewhat likely to donate		29.7%	313
Somewhat unlikely to donate		13.5%	142
Very unlikely to donate		10.6%	112
		<b>answered question</b>	<b>1054</b>
		<b>skipped question</b>	<b>22</b>

**30. Covenant College adequately prepared me for the world of work.**

		Response Percent	Response Count
Strongly Disagree		1.6%	17
Disagree		6.2%	65
Neither Agree Nor Disagree		10.8%	113
<b>Agree</b>		<b>41.0%</b>	429
Strongly Agree		39.5%	414
N/A		1.0%	10
<b><i>answered question</i></b>			<b>1047</b>
<b><i>skipped question</i></b>			<b>29</b>







**31. Covenant College adequately prepared me to succeed in graduate school.**

		Response Percent	Response Count
Strongly Disagree		0.3%	3
Disagree		1.1%	12
Neither Agree Nor Disagree		7.5%	78
Agree		18.7%	196
Strongly Agree		33.7%	352
<b>N/A</b>		<b>38.8%</b>	406
<b><i>answered question</i></b>			<b>1046</b>
<b><i>skipped question</i></b>			<b>30</b>






32. Covenant College adequately equipped me for ministry and/or service in my local church.			Response Percent	Response Count
Strongly Disagree			0.6%	6
Disagree			3.4%	35
Neither Agree or Disagree			11.7%	122
Agree			38.0%	396
<b>Strongly Agree</b>			<b>42.7%</b>	445
N/A			3.7%	38
			<b><i>answered question</i></b>	<b>1041</b>
			<b><i>skipped question</i></b>	<b>35</b>







33. Covenant College adequately equipped me to be a productive member of my community.			Response Percent	Response Count
Strongly Disagree			0.2%	2
Disagree			2.8%	29
Neither Agree or Disagree			10.2%	106
<b>Agree</b>			<b>44.0%</b>	458
Strongly Agree			42.6%	443
N/A			0.3%	3
			<b><i>answered question</i></b>	<b>1040</b>
			<b><i>skipped question</i></b>	<b>36</b>







**34. Covenant College adequately prepared me to be a lifelong learner.**

		Response Percent	Response Count
Strongly Disagree		0.4%	4
Disagree		1.9%	20
Neither Agree or Disagree		7.1%	74
Agree		36.1%	375
<b>Strongly Agree</b>		<b>54.5%</b>	<b>567</b>
N/A		0.1%	1
		<b><i>answered question</i></b>	<b>1040</b>
		<b><i>skipped question</i></b>	<b>36</b>






**35. Covenant College adequately enhanced my knowledge of the Christian faith.**

		Response Percent	Response Count
Strongly Disagree		0.4%	4
Disagree		1.0%	10
Neither Agree or Disagree		3.2%	33
Agree		28.5%	297
<b>Strongly Agree</b>		<b>67.1%</b>	<b>698</b>
N/A		0.0%	0
		<b><i>answered question</i></b>	<b>1041</b>
		<b><i>skipped question</i></b>	<b>35</b>







36. Covenant College adequately enhanced my knowledge of the Reformed tradition.			Response Percent	Response Count
Strongly Disagree			0.4%	4
Disagree			0.9%	9
Neither Agree or Disagree			5.2%	54
Agree			35.7%	369
<b>Strongly Agree</b>			<b>57.8%</b>	598
N/A			0.2%	2
			<b>answered question</b>	<b>1035</b>
			<b>skipped question</b>	<b>41</b>

37. Covenant College had a positive effect on my spiritual growth and formation.			Response Percent	Response Count
Strongly Disagree			1.1%	11
Disagree			2.5%	26
Neither Agree or Disagree			6.1%	63
Agree			31.3%	326
<b>Strongly Agree</b>			<b>59.0%</b>	614
N/A			0.1%	1
			<b>answered question</b>	<b>1040</b>
			<b>skipped question</b>	<b>36</b>







**38. I have remained committed to the Christian faith since my time at Covenant College.**







		Response Percent	Response Count
Strongly Disagree		1.0%	10
Disagree		1.3%	14
Neither Agree or Disagree		1.7%	18
Agree		18.2%	190
<b>Strongly Agree</b>		<b>77.9%</b>	814
N/A		0.0%	0
<b>answered question</b>			<b>1045</b>
<b>skipped question</b>			<b>31</b>





**39. I adhere to the Reformed tradition as expressed in the Westminster Confession and Larger & Shorter Catechisms.**

		Response Percent	Response Count
Strongly Disagree		2.8%	29
Disagree		3.7%	38
Neither Agree or Disagree		7.6%	79
Agree		26.5%	275
<b>Strongly Agree</b>		<b>58.4%</b>	607
N/A		1.2%	12
<b>answered question</b>			<b>1039</b>
<b>skipped question</b>			<b>37</b>







40. Giving to my church and other ministries or non-profit organizations is a priority for me.			Response Percent	Response Count
Strongly Disagree			0.9%	9
Disagree			1.4%	15
Neither Agree or Disagree			5.9%	61
Agree			27.0%	281
<b>Strongly Agree</b>			<b>64.6%</b>	672
N/A			0.4%	4
			<b>answered question</b>	<b>1041</b>
			<b>skipped question</b>	<b>35</b>

41. Consumer debt, including student loans, makes giving to charitable organizations difficult.			Response Percent	Response Count
Strongly Disagree			10.1%	104
Disagree			15.6%	161
Neither Agree or Disagree			11.7%	121
<b>Agree</b>			<b>28.5%</b>	295
Strongly Agree			24.3%	251
N/A			10.0%	103
			<b>answered question</b>	<b>1034</b>
			<b>skipped question</b>	<b>42</b>







42. I would consider sending my children to Covenant College for their undergraduate education.			Response Percent	Response Count
Strongly Disagree			2.2%	23
Disagree			4.2%	44
Neither Agree or Disagree			12.4%	129
<b>Agree</b>			<b>36.1%</b>	375
Strongly Agree			35.5%	369
N/A			9.7%	101
			<b><i>answered question</i></b>	<b>1040</b>
			<b><i>skipped question</i></b>	<b>36</b>

43. In general, Covenant College's faculty contributed strongly to my intellectual growth.			Response Percent	Response Count
Strongly Disagree			0.0%	0
Disagree			0.7%	7
Neither Agree or Disagree			3.2%	33
Agree			32.2%	336
<b>Strongly Agree</b>			<b>64.0%</b>	667
N/A			0.0%	0
			<b><i>answered question</i></b>	<b>1042</b>
			<b><i>skipped question</i></b>	<b>34</b>






**44. My Covenant College experience has equipped me to influence the culture around me.**

		Response Percent	Response Count
Strongly Disagree		0.6%	6
Disagree		2.6%	27
Neither Agree or Disagree		10.5%	109
<b>Agree</b>		<b>45.6%</b>	472
Strongly Agree		40.7%	421
N/A		0.1%	1
<b>answered question</b>			<b>1035</b>
<b>skipped question</b>			<b>41</b>






**45. In general, Covenant College's faculty challenged me to look at some issues from multiple perspectives.**

		Response Percent	Response Count
Strongly Disagree		0.3%	3
Disagree		4.2%	43
Neither Agree or Disagree		8.9%	92
<b>Agree</b>		<b>45.6%</b>	472
Strongly Agree		40.9%	423
N/A		0.3%	3
<b>answered question</b>			<b>1035</b>
<b>skipped question</b>			<b>41</b>

**46. In general, Covenant College's faculty modeled the integration of faith and learning.**

		Response Percent	Response Count
Strongly Disagree		0.3%	3
Disagree		0.6%	6
Neither Agree or Disagree		4.3%	45
Agree		39.3%	407
<b>Strongly Agree</b>		<b>55.6%</b>	<b>576</b>
N/A		0.0%	0
		<b><i>answered question</i></b>	<b>1036</b>
		<b><i>skipped question</i></b>	<b>40</b>

**47. In general, Covenant College's faculty contributed strongly to my learning.**

		Response Percent	Response Count
Strongly Disagree		0.1%	1
Disagree		0.8%	8
Neither Agree or Disagree		3.4%	35
Agree		36.1%	375
<b>Strongly Agree</b>		<b>59.8%</b>	<b>622</b>
N/A		0.0%	0
		<b><i>answered question</i></b>	<b>1040</b>
		<b><i>skipped question</i></b>	<b>36</b>





48. In general, I found the foundational courses in the core (e.g., Philosophy of Culture, Foundations of Learning, Christian Mind, Self and Society, Christ and Culture) to be valuable.

		Response Percent	Response Count
Strongly Disagree		2.6%	27
Disagree		9.2%	96
Neither Agree or Disagree		14.9%	155
<b>Agree</b>		<b>43.1%</b>	449
Strongly Agree		26.8%	279
N/A		3.6%	37
		<b>answered question</b>	<b>1042</b>
		<b>skipped question</b>	<b>34</b>







49. In general, I found the courses in my major to be valuable.

		Response Percent	Response Count
Strongly Disagree		0.0%	0
Disagree		1.9%	20
Neither Agree or Disagree		5.5%	57
Agree		45.0%	468
<b>Strongly Agree</b>		<b>47.1%</b>	490
N/A		0.7%	7
		<b>answered question</b>	<b>1041</b>
		<b>skipped question</b>	<b>35</b>







**50. My relationships with faculty members were generally positive and beneficial.**

		Response Percent	Response Count
Strongly Disagree		0.0%	0
Disagree		0.4%	4
Neither Agree or Disagree		3.0%	31
Agree		35.9%	373
<b>Strongly Agree</b>		<b>60.8%</b>	631
N/A		0.0%	0
<b><i>answered question</i></b>			<b>1038</b>
<b><i>skipped question</i></b>			<b>38</b>







**51. I feel disillusioned about my own ability to influence culture around me.**

		Response Percent	Response Count
Strongly Disagree		18.4%	189
<b>Disagree</b>		<b>52.4%</b>	539
Neither Agree or Disagree		19.2%	198
Agree		7.7%	79
Strongly Agree		1.3%	13
N/A		1.2%	12
<b><i>answered question</i></b>			<b>1029</b>
<b><i>skipped question</i></b>			<b>47</b>







**52. I had difficulty finding employment after I graduated from Covenant College.**

		Response Percent	Response Count
Strongly Disagree		29.5%	306
<b>Disagree</b>		<b>38.7%</b>	402
Neither Agree or Disagree		9.4%	98
Agree		13.3%	138
Strongly Agree		4.1%	43
N/A		5.0%	52
		<b>answered question</b>	<b>1038</b>
		<b>skipped question</b>	<b>38</b>







**53. My student loans have proven to be a difficult financial burden for me.**

		Response Percent	Response Count
Strongly Disagree		12.0%	124
Disagree		22.4%	232
Neither Agree or Disagree		13.7%	142
Agree		14.1%	146
Strongly Agree		9.7%	101
<b>N/A</b>		<b>28.2%</b>	292
		<b>answered question</b>	<b>1036</b>
		<b>skipped question</b>	<b>40</b>







**54. I developed the ability to relate to people with different cultural backgrounds while at Covenant College.**

		Response Percent	Response Count
Strongly Disagree		4.1%	42
Disagree		17.6%	182
Neither Agree or Disagree		25.1%	260
<b>Agree</b>		<b>37.3%</b>	386
Strongly Agree		14.0%	145
N/A		2.0%	21
<b><i>answered question</i></b>			<b>1035</b>
<b><i>skipped question</i></b>			<b>41</b>







**55. While I was at Covenant College, I had a mentor who helped me develop an authentic Christian worldview.**

		Response Percent	Response Count
Strongly Disagree		8.1%	84
<b>Disagree</b>		<b>29.7%</b>	307
Neither Agree or Disagree		20.3%	210
Agree		23.5%	243
Strongly Agree		11.3%	117
N/A		7.2%	75
<b><i>answered question</i></b>			<b>1035</b>
<b><i>skipped question</i></b>			<b>41</b>

**56. While I was at Covenant College, I was involved in a community of believers who encouraged me in my faith.**

		Response Percent	Response Count
Strongly Disagree		1.0%	10
Disagree		3.9%	41
Neither Agree or Disagree		7.8%	81
<b>Agree</b>		<b>45.3%</b>	470
Strongly Agree		41.5%	431
N/A		0.6%	6
<b>answered question</b>			<b>1038</b>
<b>skipped question</b>			<b>38</b>

**57. When it comes to education, preparing my children for the job world is as important as learning from a Christian worldview.**

		Response Percent	Response Count
Strongly Disagree		3.3%	34
Disagree		17.4%	180
Neither Agree or Disagree		12.1%	125
<b>Agree</b>		<b>35.5%</b>	368
Strongly Agree		22.6%	234
N/A		9.4%	97
<b>answered question</b>			<b>1037</b>
<b>skipped question</b>			<b>39</b>

**58. My financial obligations make it difficult to consider private Christian higher education.**

		Response Percent	Response Count
Strongly Disagree		4.7%	49
Disagree		20.3%	210
Neither Agree or Disagree		17.6%	183
<b>Agree</b>		<b>25.7%</b>	266
Strongly Agree		14.1%	146
N/A		17.7%	184
<i>answered question</i>			<b>1037</b>
<i>skipped question</i>			<b>39</b>

**59. Based on your experiences with various Covenant College services, please rate the following:**

	Not Valuable	Somewhat Valuable	Valuable	Highly Valuable	N/A	Rating Average	Response Count
Career Services	<b>32.6%</b> <b>(332)</b>	25.0% (254)	13.7% (139)	4.0% (41)	24.8% (252)	1.86	1018
Internships	8.2% (83)	7.0% (71)	15.3% (155)	14.5% (147)	<b>55.1%</b> <b>(560)</b>	2.80	1016
Housing	1.6% (16)	13.0% (132)	<b>45.9%</b> <b>(468)</b>	32.8% (334)	6.8% (69)	3.18	1019
Extra-curricular activities (clubs, intramurals, etc.)	2.3% (23)	14.8% (151)	<b>45.0%</b> <b>(459)</b>	31.6% (322)	6.4% (65)	3.13	1020
Financial values	5.9% (59)	17.7% (177)	29.6% (296)	14.0% (140)	<b>32.9%</b> <b>(329)</b>	2.77	1001
Faculty advising	4.1% (42)	18.4% (187)	<b>37.9%</b> <b>(386)</b>	36.1% (367)	3.5% (36)	3.10	1018
Ministry opportunities	3.6% (36)	20.4% (206)	<b>43.4%</b> <b>(439)</b>	20.6% (208)	12.1% (122)	2.92	1011
Residence Life	1.9% (19)	9.4% (96)	31.3% (318)	<b>53.1%</b> <b>(540)</b>	4.2% (43)	3.42	1016
Technology resources (computers, wi-fi access)	4.1% (42)	12.1% (123)	<b>29.8%</b> <b>(302)</b>	25.8% (262)	28.1% (285)	3.08	1014

Library facilities	6.1% (62)	25.7% (261)	<b>46.1% (468)</b>	20.6% (209)	1.5% (15)	2.82	1015
Financial Aid	3.1% (32)	11.8% (120)	26.0% (265)	<b>43.9% (447)</b>	15.1% (154)	3.30	1018
Diversity programs and services	13.7% (139)	17.9% (182)	15.5% (157)	7.5% (76)	<b>45.4% (461)</b>	2.31	1015
Health services	7.4% (75)	26.8% (271)	<b>36.4% (369)</b>	14.5% (147)	14.9% (151)	2.68	1013
Counseling services	13.3% (135)	14.8% (150)	16.4% (167)	7.4% (75)	<b>48.1% (489)</b>	2.35	1016
Chapel programs	4.9% (50)	30.6% (313)	<b>44.4% (454)</b>	19.7% (201)	0.4% (4)	2.79	1022
Study abroad	4.0% (41)	3.8% (39)	8.1% (82)	17.6% (179)	<b>66.5% (677)</b>	3.17	1018
Cross-cultural experience	6.2% (63)	17.5% (178)	27.8% (283)	<b>28.8% (293)</b>	19.7% (201)	2.99	1018
	<b><i>answered question</i></b>						<b>1024</b>
	<b><i>skipped question</i></b>						<b>52</b>

**60. How well did your experiences at Covenant College prepare you in the following areas?**

	No preparation	Some preparation	Adequate preparation	Excellent preparation	N/A	Rating Average	Response Count
Written communication	1.1% (11)	12.7% (129)	42.1% (426)	<b>43.6% (442)</b>	0.5% (5)	3.29	1013
Oral communication	2.9% (29)	21.4% (217)	<b>49.1% (499)</b>	24.3% (247)	2.4% (24)	2.97	1016
Computer skills	14.0% (142)	26.4% (268)	<b>29.5% (300)</b>	8.1% (82)	22.0% (224)	2.41	1016
Preparation for the world of work	8.0% (82)	22.6% (231)	<b>44.6% (455)</b>	22.5% (230)	2.2% (22)	2.83	1020
Mathematical skills	13.4% (136)	25.1% (256)	<b>31.7% (323)</b>	8.3% (85)	21.4% (218)	2.45	1018
Research and information retrieval skills	4.6% (47)	21.2% (216)	<b>44.5% (454)</b>	26.0% (265)	3.7% (38)	2.95	1020
Ability to think critically	0.3% (3)	7.4% (75)	31.5% (321)	<b>60.6% (618)</b>	0.3% (3)	3.53	1020
Problem solving	1.5% (15)	14.5% (148)	<b>49.9% (509)</b>	33.2% (339)	1.0% (10)	3.16	1021
Relationship-building	1.5% (15)	9.7% (99)	36.1% (368)	<b>52.1% (530)</b>	0.6% (6)	3.40	1018
Understanding others with different perspectives	4.6% (47)	21.6% (221)	<b>42.2% (431)</b>	30.8% (315)	0.8% (8)	3.00	1022
Knowledge of the Bible	0.0% (0)	5.2% (53)	38.6% (395)	<b>56.0% (573)</b>	0.3% (3)	3.51	1024
Solid theological grounding	0.4% (4)	7.0% (71)	28.4% (290)	<b>63.4% (647)</b>	0.9% (9)	3.56	1021
Spiritual growth	1.7% (17)	9.2% (93)	32.7% (332)	<b>56.2% (571)</b>	0.3% (3)	3.44	1016
Appreciating the culturally different	7.1% (72)	22.5% (229)	<b>39.7% (405)</b>	27.5% (280)	3.3% (34)	2.91	1020
Athletics	11.1% (113)	21.2% (216)	<b>29.0% (296)</b>	14.7% (150)	24.0% (245)	2.62	1020
Appreciating the Arts (music, art, film, literature, etc.)	3.6% (37)	15.9% (162)	39.5% (403)	<b>39.8% (406)</b>	1.2% (12)	3.17	1020
Engaging in creative activity	6.8% (69)	24.4%	<b>42.6% (432)</b>	21.3%	4.9%	2.82	1015

		(470)	(210)	(00)		
	<i>answered question</i>					<b>1025</b>
	<i>skipped question</i>					<b>51</b>

**61. Please provide the names of faculty members, coaches, staff members, or administrators who had a significant or lasting influence on you.**

		<b>Response Count</b>
		952
	<i>answered question</i>	<b>952</b>
	<i>skipped question</i>	<b>124</b>

**62. Please provide the names of one or more courses that have had a lasting influence on you.**

		<b>Response Count</b>
		868
	<i>answered question</i>	<b>868</b>
	<i>skipped question</i>	<b>208</b>

**63. Please list one or more out-of-class experiences (field trips, internships, Resident Hall life, etc.) at Covenant College that had a lasting influence on you.**

		<b>Response Count</b>
		876
	<i>answered question</i>	<b>876</b>
	<i>skipped question</i>	<b>200</b>

64. Describe one or two of the most significant benefits you received from your Covenant College experience.		
		Response Count
		872
	<i>answered question</i>	872
	<i>skipped question</i>	204

65. What else would you like to tell us about your Covenant College experience?		
		Response Count
		603
	<i>answered question</i>	603
	<i>skipped question</i>	473